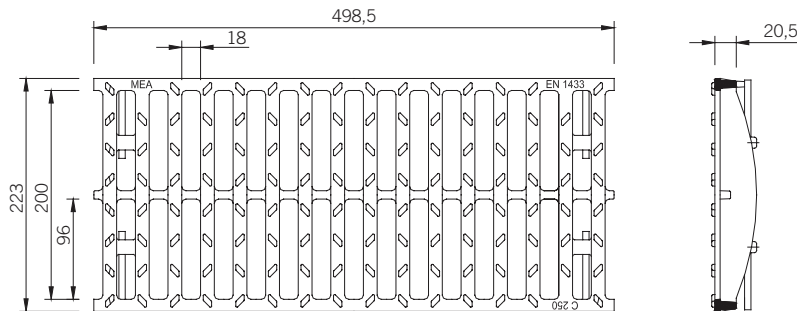


## Althon Top 2000

### Technical data

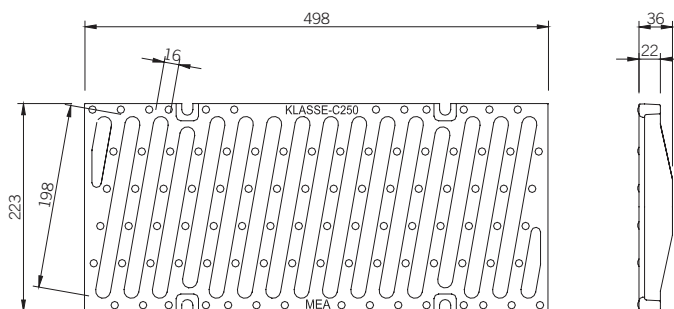
### Slotted, ductile iron grating, class C 250



### Description and sizes

- |                         |                         |                    |        |
|-------------------------|-------------------------|--------------------|--------|
| ◆ Type of grating:      | slotted                 | ◆ Type of locking: | PROFIX |
| ◆ Material:             | ductile iron            | ◆ Loading class:   | C 250  |
| ◆ EDP-number:           | 010153561               |                    |        |
| ◆ Length:               | 500 mm                  |                    |        |
| ◆ Width:                | 223 mm                  |                    |        |
| ◆ Width slots:          | 18,0 mm/96,0 mm         |                    |        |
| ◆ Inlet sectional area: | 1077 cm <sup>2</sup> /m |                    |        |
| ◆ Weight:               | 7,0 kg                  |                    |        |

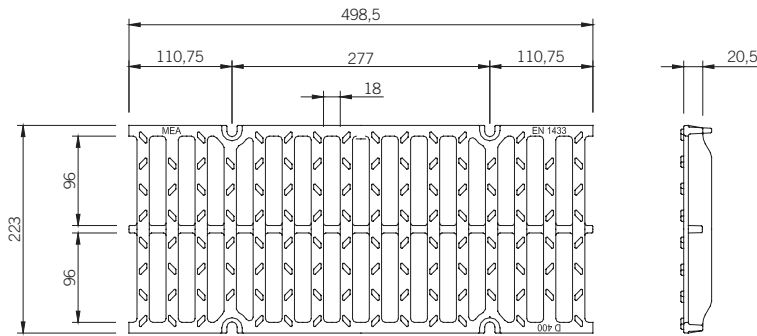
### Slotted, ductile iron grating, class C 250



### Description and sizes

- |                         |                        |                    |               |
|-------------------------|------------------------|--------------------|---------------|
| ◆ Type of grating:      | slotted                | ◆ Type of locking: | 4-fold bolted |
| ◆ Material:             | ductile iron           | ◆ Loading class:   | C 250         |
| ◆ EDP-number:           | 010154235              |                    |               |
| ◆ Length:               | 500 mm                 |                    |               |
| ◆ Width:                | 223 mm                 |                    |               |
| ◆ Inlet sectional area: | 962 cm <sup>2</sup> /m |                    |               |
| ◆ Weight:               | 8,3 kg                 |                    |               |

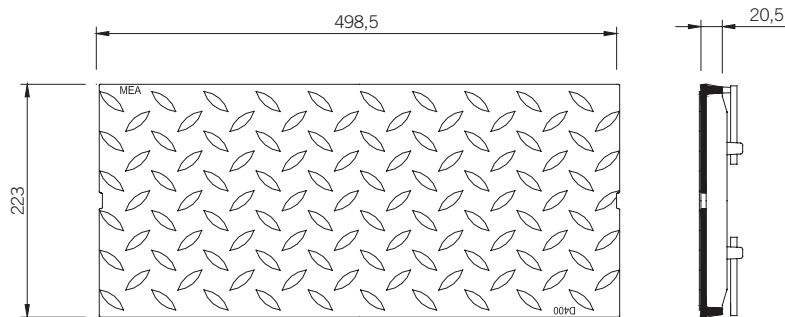
## Slotted, ductile iron grating, class D 400



### Description and sizes

- |                         |                         |                    |               |
|-------------------------|-------------------------|--------------------|---------------|
| ◆ Type of grating:      | slotted                 | ◆ Type of locking: | 4-fold bolted |
| ◆ Material:             | ductile iron            | ◆ Loading class:   | D 400         |
| ◆ EDP-number:           | 010154236               |                    |               |
| ◆ Length:               | 500 mm                  |                    |               |
| ◆ Width:                | 223 mm                  |                    |               |
| ◆ Width slots:          | 18,0 mm/96,0 mm         |                    |               |
| ◆ Inlet sectional area: | 1077 cm <sup>2</sup> /m |                    |               |
| ◆ Weight:               | 7,4 kg                  |                    |               |

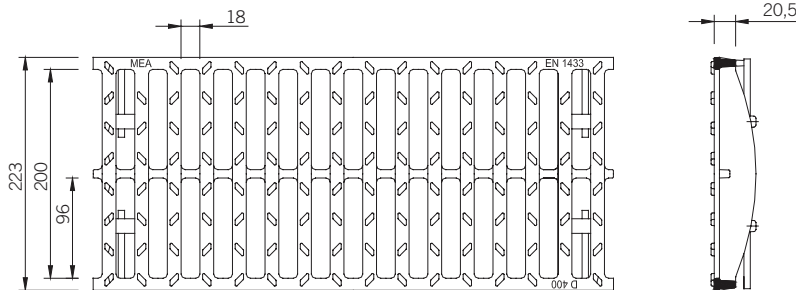
## Ductile iron, closed cover, class D 400



### Description and sizes

- |                    |              |                    |        |
|--------------------|--------------|--------------------|--------|
| ◆ Type of grating: | solid cover  | ◆ Type of locking: | PROFIX |
| ◆ Material:        | ductile iron | ◆ Loading class:   | D 400  |
| ◆ EDP-number:      | 010153567    |                    |        |
| ◆ Length:          | 500 mm       |                    |        |
| ◆ Width:           | 223 mm       |                    |        |
| ◆ Weight:          | 9,5 kg       |                    |        |

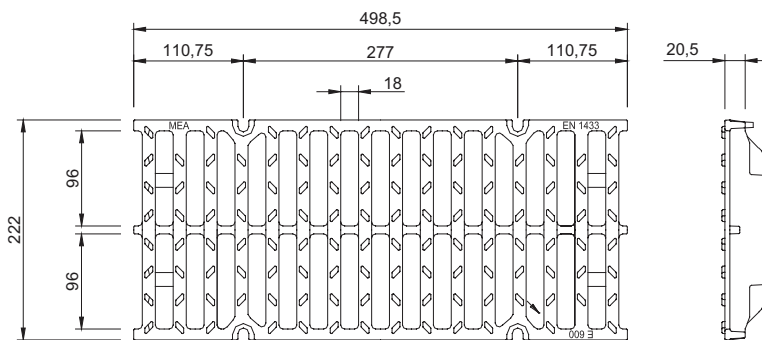
## Slotted, ductile iron grating, class D 400



### Description and sizes

- |                         |                         |                    |        |
|-------------------------|-------------------------|--------------------|--------|
| ◆ Type of grating:      | slotted                 | ◆ Type of locking: | PROFIX |
| ◆ Material:             | ductile iron            | ◆ Loading class:   | D 400  |
| ◆ EDP-number:           | 010153563               |                    |        |
| ◆ Length:               | 500 mm                  |                    |        |
| ◆ Width:                | 223 mm                  |                    |        |
| ◆ Width slots:          | 18,0 mm/96,0 mm         |                    |        |
| ◆ Inlet sectional area: | 1077 cm <sup>2</sup> /m |                    |        |
| ◆ Weight:               | 9,1 kg                  |                    |        |

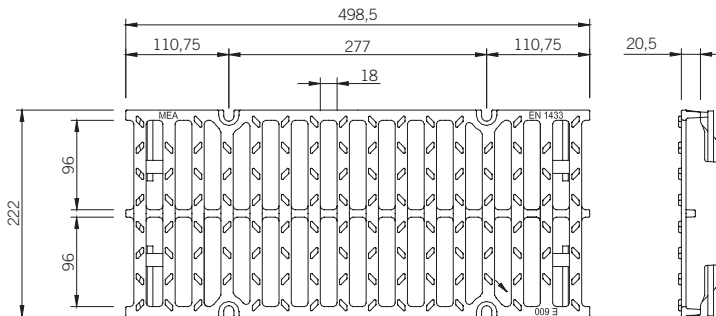
## Slotted, ductile iron grating, class E 600



### Description and sizes

- |                         |                         |                    |               |
|-------------------------|-------------------------|--------------------|---------------|
| ◆ Type of grating:      | slotted                 | ◆ Type of locking: | 4-fold bolted |
| ◆ Material:             | ductile iron            | ◆ Loading class:   | E 600         |
| ◆ EDP-number:           | 010154124               |                    |               |
| ◆ Length:               | 500 mm                  |                    |               |
| ◆ Width:                | 223 mm                  |                    |               |
| ◆ Width slots:          | 18,0 mm/96,0 mm         |                    |               |
| ◆ Inlet sectional area: | 1077 cm <sup>2</sup> /m |                    |               |
| ◆ Weight:               | 8,3 kg                  |                    |               |

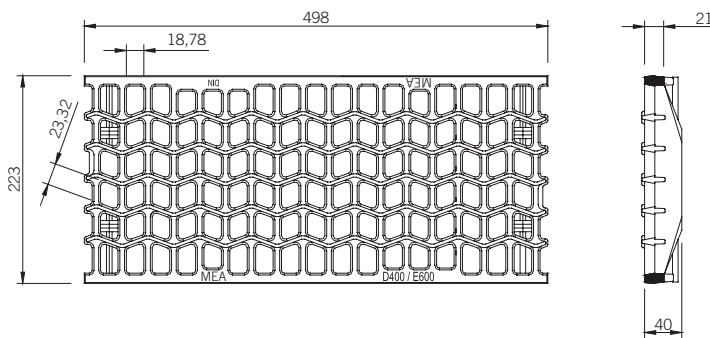
## Slotted, ductile iron grating, class E 600



### Description and sizes

- |                         |                         |                    |        |
|-------------------------|-------------------------|--------------------|--------|
| ◆ Type of grating:      | slotted                 | ◆ Type of locking: | PROFIX |
| ◆ Material:             | ductile iron            | ◆ Loading class:   | E 600  |
| ◆ EDP-number:           | 010154126               |                    |        |
| ◆ Length:               | 500 mm                  |                    |        |
| ◆ Width:                | 223 mm                  |                    |        |
| ◆ Width slots:          | 18,0 mm/96,0 mm         |                    |        |
| ◆ Inlet sectional area: | 1077 cm <sup>2</sup> /m |                    |        |
| ◆ Weight:               | 8,3 kg                  |                    |        |

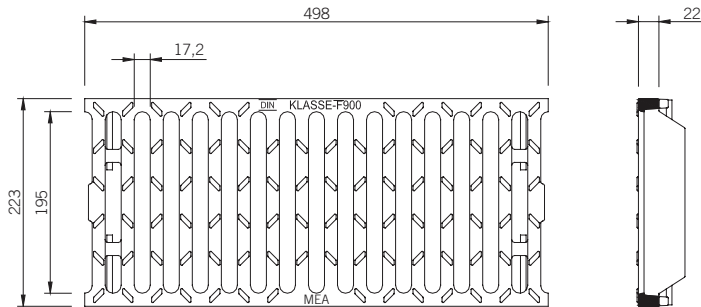
## Ductile iron mesh grating, class E 600



### Description and sizes

- |                         |                         |                    |        |
|-------------------------|-------------------------|--------------------|--------|
| ◆ Type of grating:      | mesh grating, Wave      | ◆ Type of locking: | PROFIX |
| ◆ Material:             | ductile iron            | ◆ Loading class:   | E 600  |
| ◆ EDP-number:           | 010153565               |                    |        |
| ◆ Length:               | 500 mm                  |                    |        |
| ◆ Width:                | 223 mm                  |                    |        |
| ◆ Width slots:          | 18,78 mm/23,32 mm       |                    |        |
| ◆ Inlet sectional area: | 1004 cm <sup>2</sup> /m |                    |        |
| ◆ Weight:               | 10,9 kg                 |                    |        |

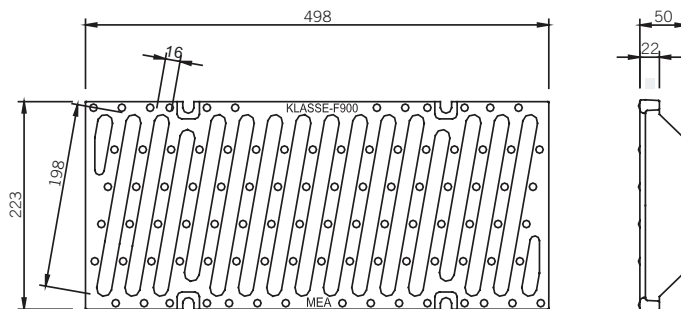
## Slotted, ductile iron grating, class F 900



### Description and sizes

- ◆ Type of grating: slotted
- ◆ Material: ductile iron
- ◆ EDP-number: 010154239
- ◆ Length: 500 mm
- ◆ Width: 223 mm
- ◆ Width slots: 17,2 mm/195,0 mm
- ◆ Inlet sectional area: 1016 cm<sup>2</sup>/m
- ◆ Weight: 15,3 kg
- ◆ Type of locking: PROFIX
- ◆ Loading class: F 900

## Slotted, ductile iron grating, class F 900




### Description and sizes

- ◆ Type of grating: slotted
- ◆ Material: ductile iron
- ◆ EDP-number: 010154237
- ◆ Length: 500 mm
- ◆ Width: 223 mm
- ◆ Inlet sectional area: 962 cm<sup>2</sup>/m
- ◆ Weight: 14,8 kg
- ◆ Type of locking: 4-fold bolted
- ◆ Loading class: F 900



**Full technical support for all your needs:**



version 2007.05.01 EX560766