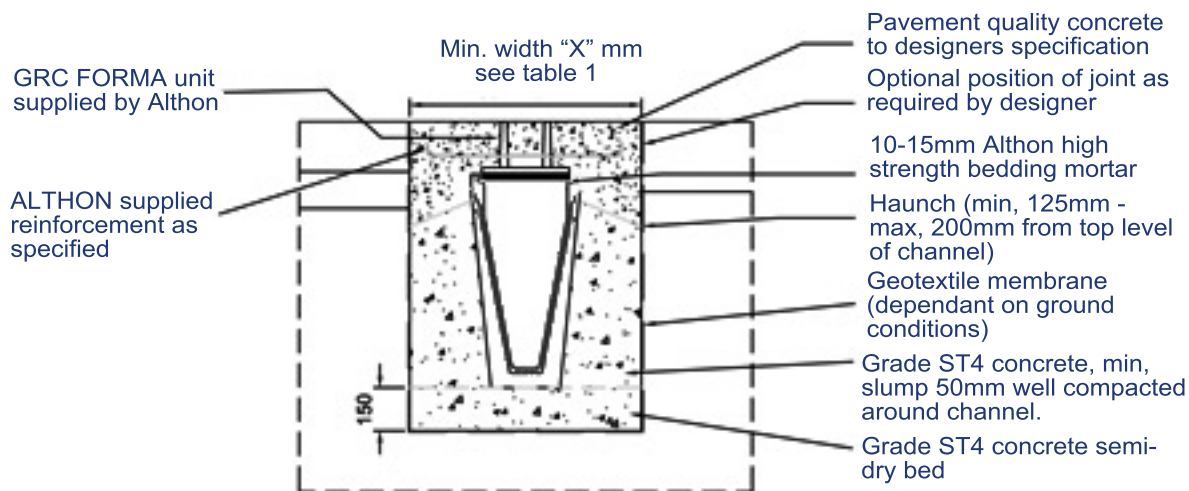

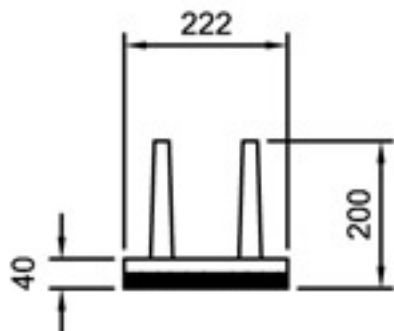


## Forma D400 Lid Unit 150



- Standard loading conforms to BS EN1433 category D400
- Reinforcement supplied with lid to suit required loading
- Manufactured in lightweight G.R.C
- Eliminates risk of lid movement
- 200mm depth accommodates most slab depths
- Supplied with plastic caps to prevent spillage to drainage slots during installation

The FORMA lid has been designed for use in heavy duty industrial areas, e.g. distribution depots, dock areas, service yards etc. The Forma lid has been tested to D400 loading as standard.

\* Tests performed using C50 Concrete. Copies of test results are available upon request.