
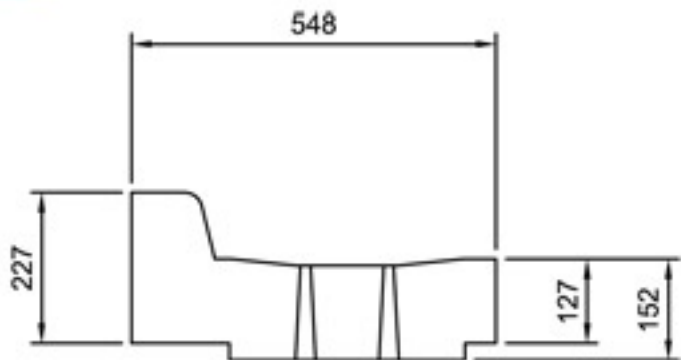
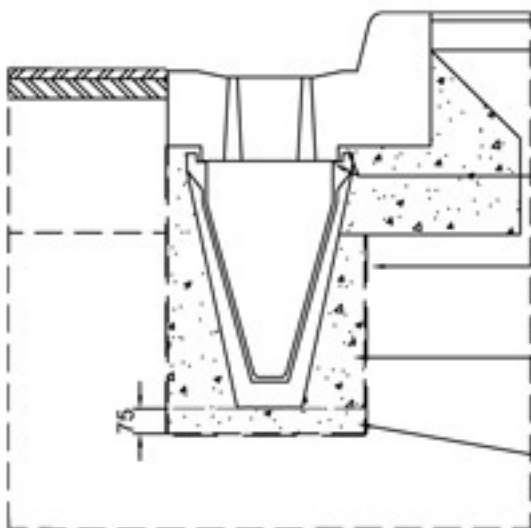


KHB Lid Unit 250



Pavement design
by others



10-15mm Class 1 mortar
bed

Geotextile mebrane
(dependent on ground
conditions)

Grade ST4 concrete, min
slump 50mm well
compacted around
channel

Grade ST4 concrete
semi-dry bed

- Precast lid unit
- Slots flared to minimise blockage
- Rodding eyes can be cast to facilitate easy maintenance
- Lids dished to improve catchment of surface water run-off
- Combined Kerb & Lid unit

The KHB lid unit has been designed to take 50 tonnes. For abnormal fork lift loads used in rail freight depots and container terminals.