
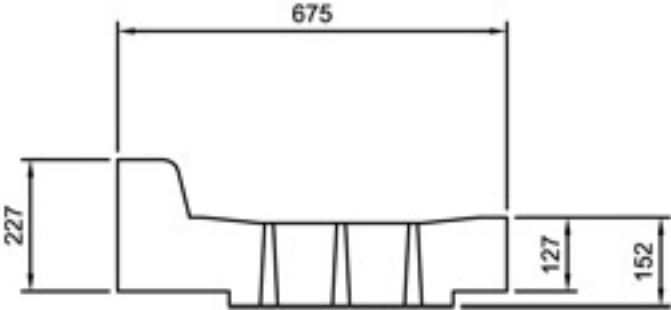
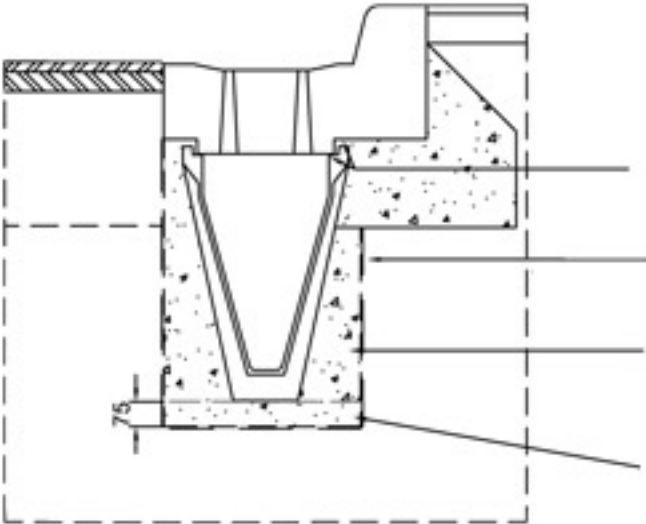


KHB Lid Unit 375



Pavement design by others



- 10-15mm Class 1 mortar bed
- Geotextile mebrane (dependent on ground conditions)
- Grade ST4 concrete, min slump 50mm well compacted around channel
- Grade ST4 concrete semi-dry bed

- Precast lid unit
- Slots flared to minimise blockage
- Rodding eyes can be cast to facilitate easy maintenance
- Lids dished to improve catchment of surface water run-off
- Combined Kerb & Lid unit

The KHB lid unit has been designed to take 50 tonnes. For abnormal fork lift loads used in rail freight depots and container terminals.