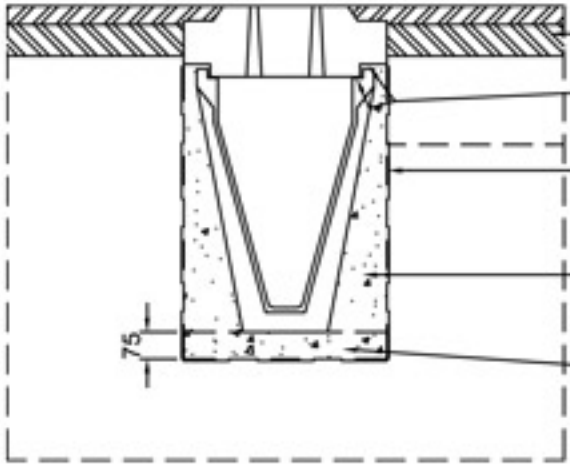

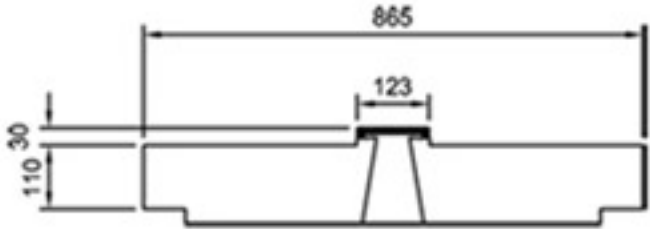


### Standard Stilpro Lid Unit 600



- Pavement design by others
- 10-15mm Class 1 mortar bed
- Geotextile membrane (dependent on ground conditions)
- Grade ST4 concrete, min, slump 50mm well compacted around channel
- Grade ST4 concrete semi-dry bed

- Loading conforms to BS EN124 Class C
- Removable gratings for easy maintenance
- 125mm one width grating for all size channels
- Grating secured by corrosion free bolt system
- Epoxy rust proof coating
- Stiletto heel proof with 6mm slots

The STILPRO Lid was developed in conjunction with landscape architects who expressed a requirement for a standard width cast iron stiletto heel proof grating, whilst utilising the benefits of incorporating an ALTHON High Capacity Channel. The remainder of the lid unit is covered by asphalt or macadam.